

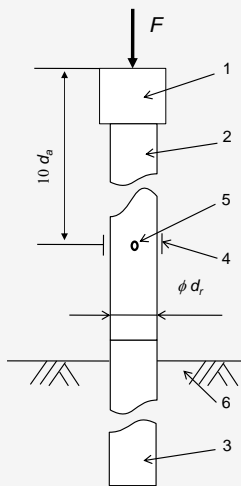
# SPT Calibration Report

## Hammer Energy Measurement Report

**Type of Hammer** Premier  
**Test No** EQU2022\_190  
**Client** Oakland Site Investigation  
**Test Depth (m)** 11.40  
**Mass of hammer**  $m = 63.5\text{kg}$   
**Falling height**  $h = 0.76\text{m}$   
 $E_{\text{theor}} = m \times g \times h = 473\text{J}$

### Characteristics of the instrumented rod

**Diameter**  $d_r = 0.052\text{ m}$   
**Length of instrumented rod** 0.558 m  
**Area**  $A = 11.61\text{ cm}^2$   
**Modulus**  $E_o = 206843\text{ MPa}$



- Key**
- 1 Anvil
  - 2 Part of instrumented rod
  - 3 Drive Rod
  - 4 Strain Gauge
  - 5 Accelerometer
  - 6 Ground

$F$  Force  
 $d_r$  Diameter of rod

Fig. B.1 and B.2  
 BS EN ISO 22476-3 : 2005 + A1 : 2011

DATE OF TEST    VALID UNTIL    HAMMER ID

01/06/2022	01/06/2023	382409
------------	------------	--------

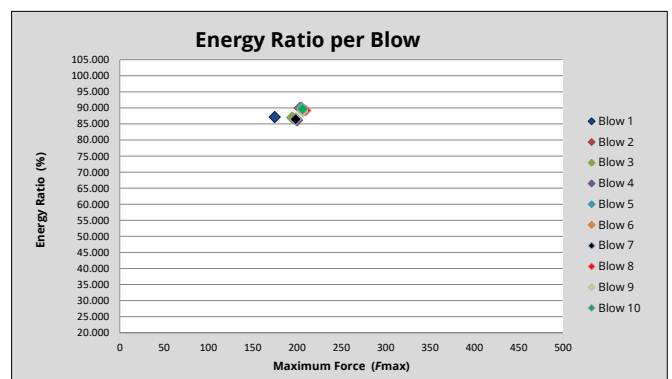
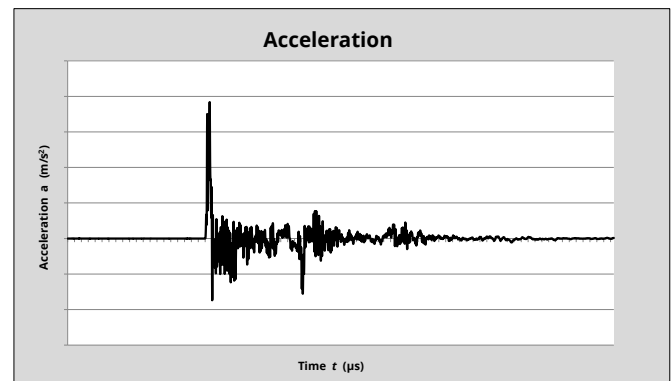
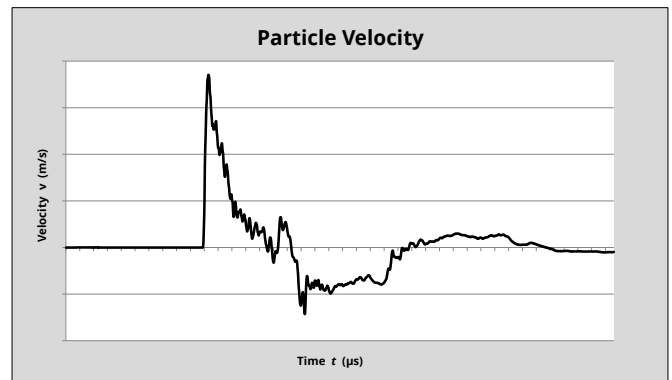
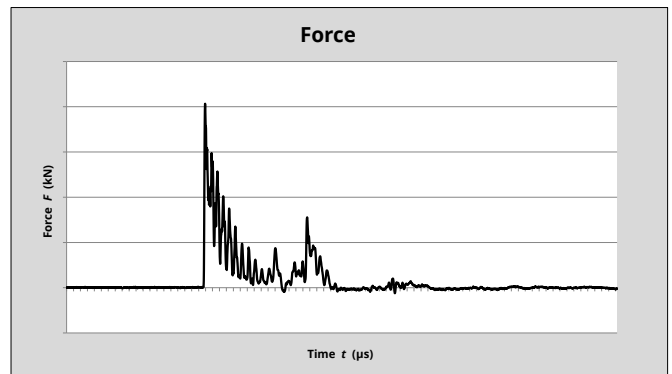
$E_{\text{meas}} = 0.417\text{ kN-m}$

$E_{\text{theor}} = 0.473\text{ kN-m}$

Comments

Energy Ratio (Er) =  $\frac{E_{\text{meas}}}{E_{\text{theor}}}$

**88.19%**  
© COPYRIGHT 2022



Equipe SPT Analyzer Operator

**AF**

Certificate prepared by

Certificate checked by

Certificate date

**13/06/2022**